

Learning Objective:

In this Module you will be learning the following:

- Trees and its Terminology

Introduction:

Tree data structure is a collection of data (Node) which is organized in hierarchical structure and this is a recursive definition

Material:

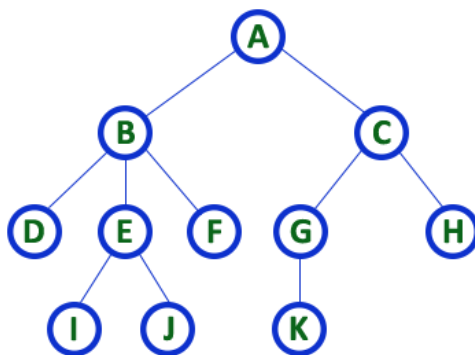
In linear data structure, data is organized in sequential order and in non-linear data structure, data is organized in random order. Tree is a very popular data structure used in wide range of applications. A tree data structure can be defined as follows...

Tree is a non-linear data structure which organizes data in hierarchical structure and this is a recursive definition.

In tree data structure, every individual element is called as **Node**. Node in a tree data structure, stores the actual data of that particular element and link to next element in hierarchical structure.

In a tree data structure, if we have **N** number of nodes then we can have a maximum of **N-1** number of links.

Example



TREE with 11 nodes and 10 edges

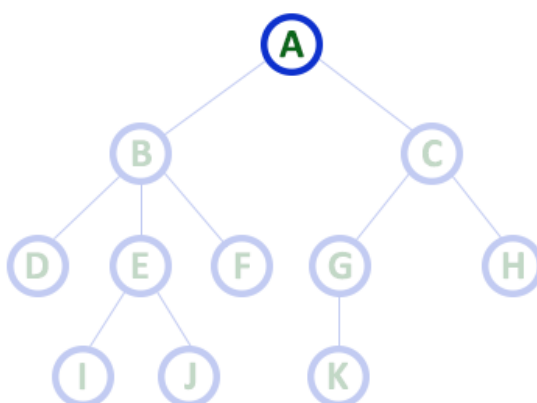
- In any tree with '**N**' nodes there will be maximum of '**N-1**' edges
- In a tree every individual element is called as '**NODE**'

Terminology

In a tree data structure, we use the following terminology...

1. Root

In a tree data structure, the first node is called as **Root Node**. Every tree must have root node. We can say that root node is the origin of tree data structure. In any tree, there must be only one root node. We never have multiple root nodes in a tree.

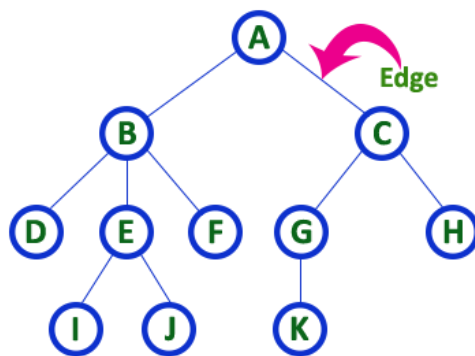


Here 'A' is the 'root' node

- In any tree the first node is called as **ROOT node**

2. Edge

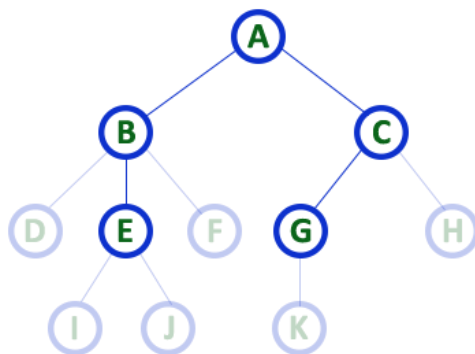
In a tree data structure, the connecting link between any two nodes is called as **EDGE**. In a tree with '**N**' number of nodes there will be a maximum of '**N-1**' number of edges.



- In any tree, 'Edge' is a connecting link between two nodes.

3. Parent

In a tree data structure, the node which is predecessor of any node is called as **PARENT NODE**. In simple words, the node which has branch from it to any other node is called as parent node. Parent node can also be defined as "**The node which has child / children**".



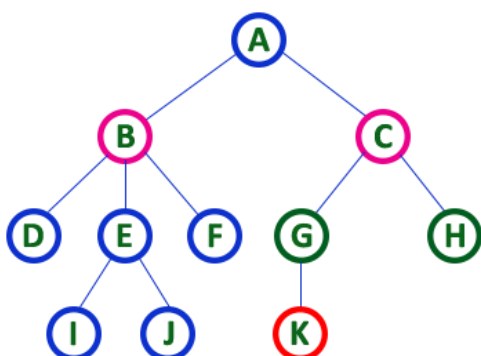
Here A, B, C, E & G are **Parent nodes**

- In any tree the node which has child / children is called '**Parent**'

- A node which is predecessor of any other node is called '**Parent**'

4. Child

In a tree data structure, the node which is descendant of any node is called as **CHILD Node**. In simple words, the node which has a link from its parent node is called as child node. In a tree, any parent node can have any number of child nodes. In a tree, all the nodes except root are child nodes.



Here B & C are **Children of A**

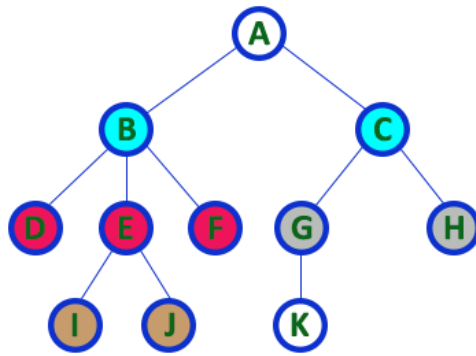
Here G & H are **Children of C**

Here K is **Child of G**

- descendant of any node is called as **CHILD Node**

5. Siblings

In a tree data structure, nodes which belong to same Parent are called as **SIBLINGS**. In simple words, the nodes with same parent are called as Sibling nodes.



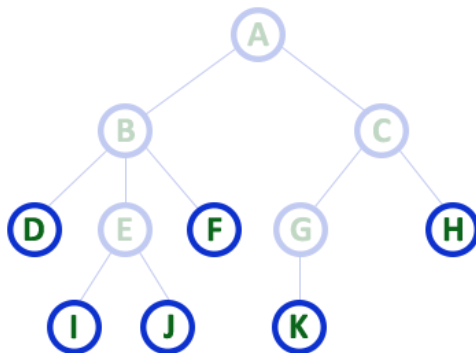
Here B & C are Siblings
 Here D E & F are Siblings
 Here G & H are Siblings
 Here I & J are Siblings

- In any tree the nodes which has same Parent are called 'Siblings'
- The children of a Parent are called 'Siblings'

6. Leaf

In a tree data structure, the node which does not have a child is called as **LEAF Node**. In simple words, a leaf is a node with no child.

In a tree data structure, the leaf nodes are also called as **External Nodes**. External node is also a node with no child. In a tree, leaf node is also called as 'Terminal' node.



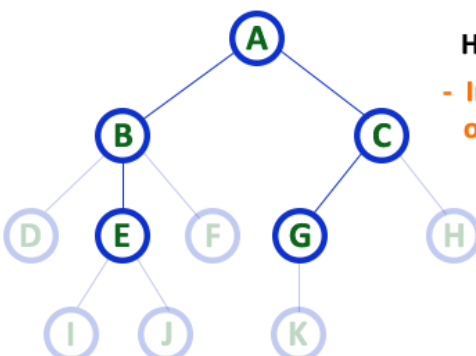
Here D, I, J, F, K & H are Leaf nodes

- In any tree the node which does not have children is called 'Leaf'
- A node without successors is called a 'leaf' node

7. Internal Nodes

In a tree data structure, the node which has atleast one child is called as **INTERNAL Node**. In simple words, an internal node is a node with atleast one child.

In a tree data structure, nodes other than leaf nodes are called as **Internal Nodes**. The root node is also said to be Internal Node if the tree has more than one node. Internal nodes are also called as 'Non-Terminal' nodes.

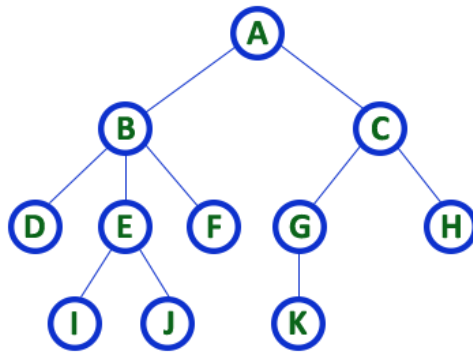


Here A, B, C, E & G are Internal nodes

- In any tree the node which has atleast one child is called 'Internal' node
- Every non-leaf node is called as 'Internal' node

8. Degree

In a tree data structure, the total number of children of a node is called as **DEGREE** of that Node. In simple words, the Degree of a node is total number of children it has. The highest degree of a node among all the nodes in a tree is called as '**Degree of Tree**'



Here Degree of B is 3

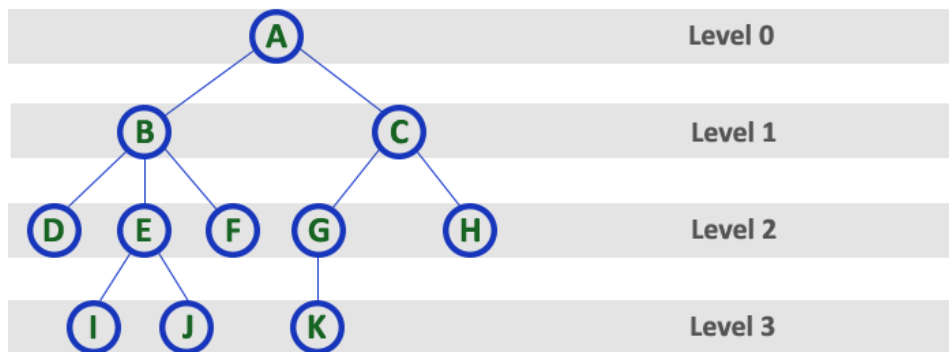
Here Degree of A is 2

Here Degree of F is 0

- In any tree, 'Degree' a node is total number of children it has.

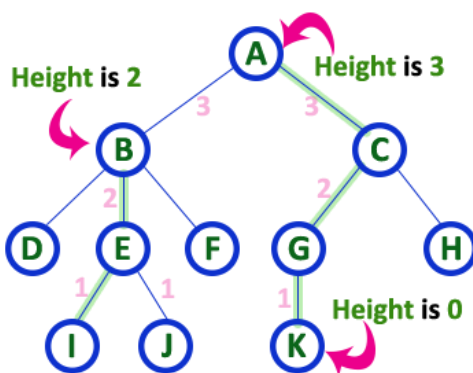
9. Level

In a tree data structure, the root node is said to be at Level 0 and the children of root node are at Level 1 and the children of the nodes which are at Level 1 will be at Level 2 and so on... In simple words, in a tree each step from top to bottom is called as a Level and the Level count starts with '0' and incremented by one at each level (Step).



10. Height

In a tree data structure, the total number of edges from leaf node to a particular node in the longest path is called as **HEIGHT** of that Node. In a tree, height of the root node is said to be **height of the tree**. In a tree, **height of all leaf nodes is '0'**.



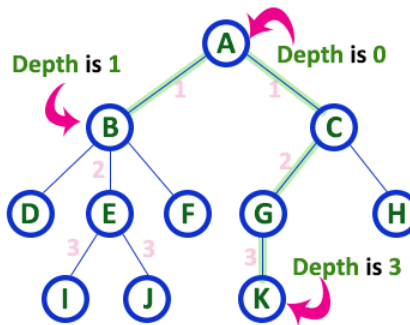
Here Height of tree is 3

- In any tree, 'Height of Node' is total number of Edges from leaf to that node in longest path.

- In any tree, 'Height of Tree' is the height of the root node.

11. Depth

In a tree data structure, the total number of edges from root node to a particular node is called as **DEPTH** of that Node. In a tree, the total number of edges from root node to a leaf node in the longest path is said to be **Depth of the tree**. In simple words, the highest depth of any leaf node in a tree is said to be depth of that tree. In a tree, **depth of the root node is '0'**.

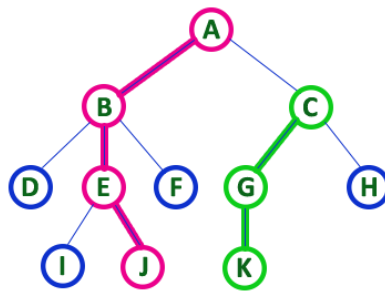


Here Depth of tree is 3

- In any tree, 'Depth of Node' is total number of Edges from root to that node.
- In any tree, 'Depth of Tree' is total number of edges from root to leaf in the longest path.

12. Path

In a tree data structure, the sequence of Nodes and Edges from one node to another node is called as **PATH** between that two Nodes. Length of a Path is total number of nodes in that path. In below example the path A - B - E - J has length 4.



- In any tree, 'Path' is a sequence of nodes and edges between two nodes.

Here, 'Path' between A & J is

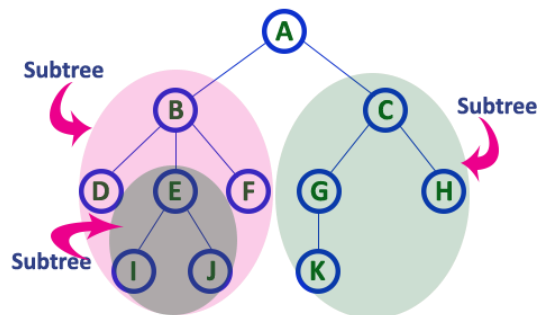
A - B - E - J

Here, 'Path' between C & K is

C - G - K

13. Sub Tree

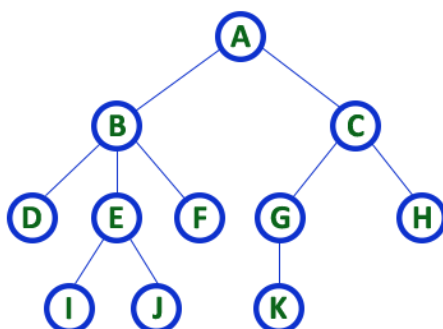
In a tree data structure, each child from a node forms a subtree recursively. Every child node will form a subtree on its parent node.



Tree Representations

A tree data structure can be represented in two methods. Those methods are as follows...

1. List Representation
2. Left Child - Right Sibling Representation



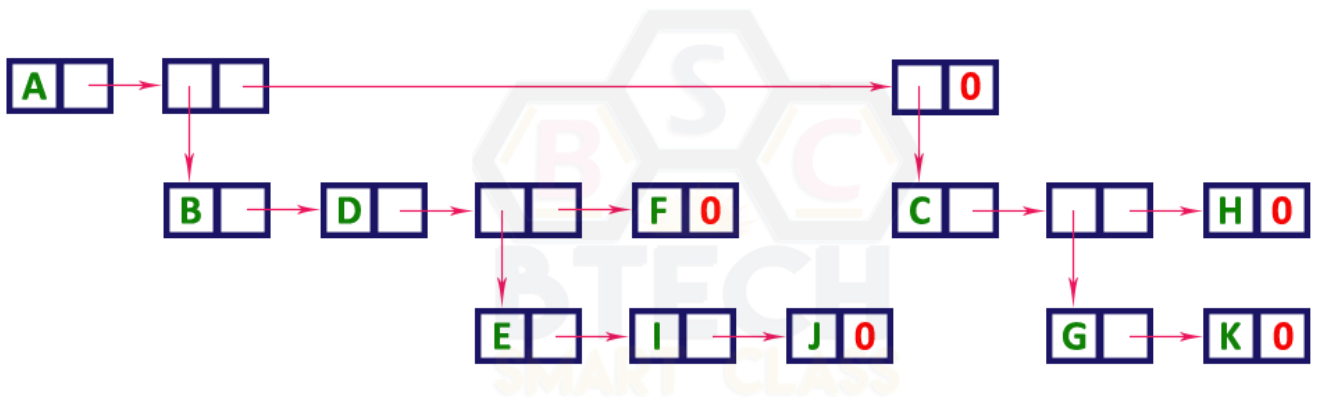
TREE with 11 nodes and 10 edges

- In any tree with 'N' nodes there will be maximum of 'N-1' edges
- In a tree every individual element is called as 'NODE'

1. List Representation

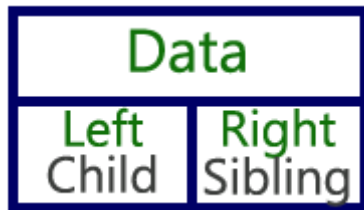
In this representation, we use two types of nodes one for representing the node with data and another for representing only references. We start with a node with data from root node in the tree. Then it is linked to an internal node through a reference node and is linked to any other node directly. This process repeats for all the nodes in the tree.

The above tree example can be represented using List representation as follows...



2. Left Child - Right Sibling Representation

In this representation, we use list with one type of node which consists of three fields namely Data field, Left child reference field and Right sibling reference field. Data field stores the actual value of a node, left reference field stores the address of the left child and right reference field stores the address of the right sibling node. Graphical representation of that node is as follows...



In this representation, every node's data field stores the actual value of that node. If that node has left child, then left reference field stores the address of that left child node otherwise that field stores NULL. If that node has right sibling then right reference field stores the address of right sibling node otherwise that field stores NULL.

The above tree example can be represented using Left Child - Right Sibling representation as follows...

